



## Phonics guidance for parents

At Calveley, we follow the Read Write Inc programme for phonics from Nursery to Year 2.

The information displayed here will explain the phonics teaching that your son / daughter will receive daily at school during their time in EYFS, Years 1 and 2.

It also provides information on how you can help support your son's / daughter's phonics development at home.

If you need clarification or would like to know more about our phonics teaching, please make an appointment to speak to your son's /daughter's class teacher.

Please watch the video below about the programme:

<https://youtu.be/sjIPILhk7bQ>

Please watch the video below which explains how to say the sounds correctly:

<https://youtu.be/TkXcabDUg7Q>

### What are speed sounds?

In Read Write Inc phonics the individual sounds are called 'speed sounds' – because we want your son/daughter to read them effortlessly.

### What are 'speed sounds' Set 1, Set 2 and Set 3?

#### Set 1

In Nursery and Reception your son/daughter learnt the sounds below by sight. They also learnt how to blend them together to read words e.g. c-a-t -cat.

Speed Sounds Set 1

m	a	s	d	t
i	n	p	g	o
c	k	u	b	f
e	l	h	sh	r
j	v	y	w	th
z	ch	qu	x	ng

## Set 2

(The long vowel sounds.) In Reception and Year 1 your son/daughter will progress to learning their Set 2 sounds in the Autumn Term and Set 3 sounds (Year 1/2) in the Spring Term.

There are 12 Set 2 'speed sounds' that are made up of two or three letters which represent just one sound, e.g. ay as in play, ee as in tree and igh as in high. Sounds with two letters that make one sound are called digraphs and sounds with three letters making one sound are called trigraphs. We teach the children to use this terminology in class. It is important that your son/daughter does not pronounce these as 2 or 3 separate sounds. When your son/daughter sees the 'speed sound' letters together in a word, s/he must say just one sound for these letters.

When your son/daughter learns their Set 2 sounds in school they will learn:

- the letters that represent a speed sound e.g. ay
- a simple picture prompt linked to the 'speed sound' and a short phrase to say e.g. may I play

Every speed sound has a list of **green words** linked to it, so your son/daughter can 'sound out' and 'sound blend' words containing the new speed sound they have just learnt, for example s-p-r-ay - spray.

### Speed Sounds Set 2





ay: <u>ma</u> y I <u>pl</u> ay
ee: what can you <u>see</u>
igh: fly <u>high</u>
ow: <u>blow</u> the <u>snow</u>
oo: <u>poo</u> at the <u>zoo</u>
oo: <u>look</u> at a <u>book</u>
ar: <u>start</u> the <u>car</u>
or: shut the <u>door</u>
air: that's not <u>fair</u>
ir: <u>whirl</u> and <u>twirl</u>
ou: <u>shout</u> it <u>out</u>
oy: toy for a <u>boy</u>

### Set 3

To date, your son/daughter will have learnt one way in which each long vowel sound is written (Set 1/2 sounds). When learning their Set 3 speed sounds they will be taught that there are more ways in which the same sounds are written, e.g. ee as in tree and ea as in tea.

Set 3 speed sounds reading will be taught for most of Year 1/2 and Set 3 'speed sounds' spelling during Year 2. It takes some time for this information to be fully understood by your son/daughter.

There are 20 Set 3 'speed sounds' that are made up of two or three letters which represent just one sound, e.g. ea as in tea, ow as in cow and are as in care. As before, it is important that your son/daughter does not pronounce these as 2 or 3 separate

sounds. When your son/daughter sees the 'speed sound' letters together in a word, they must say just one sound for these letters.

















When your son/daughter learns their Set 3 sounds in school they will learn:

- the letters that represent a speed sound e.g. ea
- a simple picture prompt linked to the 'speed sound' and a short phrase to say e.g. cup of tea

Every speed sound has a list of green words linked to it, so your son/daughter can 'sound out' and 'sound blend' words containing the new speed sound they have just learnt, for example s-p-oil - spoil.

It is important that the speed sounds are practised in the correct order. The table below shows you, at a glance, the order of the sounds.

### Set 3

ea  cup of tea	oi  spoil the boy				
a-e  make a cake	i-e  nice smile	o-e  phone home	u-e  huge brute	aw  yawn at dawn	
are  care and share	ur  nurse with a purse	er  a better letter	ow  brown cow	ai  snail in the rain	
oa  goat in a boat	ew  chew the stew	ire  fire, fire!	ear  hear with your ear	ure  sure it's pure	



Red Words are words children should be able to read and write independently.

Red Words Set 1				
I	the	my	you	said
your	are	be	of	no

Red Words Set 2				
what	all	was	we	so
to	me	call	her	there
want	go	old	some	he

Red Words Set 3				
does	tall	come	watch	who
were	brother	any	their	where
two	small	love	many	here
once	buy	worse	thought	talk
caught	bought	walk	could	anyone
would	great	son	water	should

